

WEISS INSTRUMENTS

Utility
HVAC
Diaphragm

General Service Gauges



The Weiss Series TL Gauges are intended for general service conditions, for pressure or vacuum on air, oil, water, gas or other mediums that do not attack brass.

Steam Service Gauges should be protected from excessive temperature by the installation of a coil type syphon. (Cat.No. SY14-S iron or SY14-B brass)

SPECIFICATIONS: TUBE & SOCKET - Bronze, soft soldered to socket and tip. Brass socket.

CASE & WINDOW - Drawn steel case, finished in black with push-in polycarbonate window.

DIAL - White coated metal lithographed with black and red graduations lines and numerals, dual scale - psi & kPa.

MOVEMENT - All brass construction, precision gear and pinion, mounted on socket independent of case.

POINTER - Balanced design, aluminum in black finish.

ACCURACY 2% of the middle third of the entire range. ANSI-ASME B40.1 Grade B.

LOWER CONNECTION		
DIAL SIZE	CAT. NO.	NPT CONNECTION
1 1/2"	TL15	1/8"
2"	TL20	1/4"
2"	TL28	1/8" (Vacuum, 30psi thru 300psi)
2 1/2"	TL25	1/4"
3 1/2"	TL35	1/4"
4 1/2"	TL45	1/4"
CENTER BACK CONNECTION		
DIAL SIZE	CAT. NO.	NPT CONNECTION
1 1/2"	TL15	1/8"
2"	TL20	1/8" or 1/4"
2 1/2"	TL25	1/8" or 1/4"
3 1/2"	TL35	1/4"

TO SPECIFY				
CHOOSE CAT. NO. - PLUS RANGE CODE - PLUS CONNECTION				
INDICATES DIAL SIZE	RANGE CODE	RANGE	SIZE & LOCATION	
TL15	1 1/2"	015	0-15	8L = 1/8" Lower
TL20	2"	030	0-30	8B = 1/8" Ctr Back
TL28	2"	060	0-60	4L = 1/4" Lower
TL25	2 1/2"	100	0-100	4B = 1/4" Ctr Back
TL35	3 1/2"	160	0-160	
TL45	4 1/2"	200	0-200	
		300	0-300	
		400	0-400	
		600	0-600	
		VAC	0-30"HG	
		V30	30-0-30	
		V60	30-0-60	
		V100	30-0-100	
		V150	30-0-150	
Ex: TL25 - 100 - 4L				

HVAC Gauges - Series 4CTA



The Weiss HVAC Gauges meets the specifications of contractors in heating, plumbing, air conditioning and ventilating applications.

This Series of gauges are intended for general service conditions, for pressure or vacuum on air, oil, water, gas or other mediums that do not attack brass.

Steam Service Gauges should be protected from excessive temperature by the installation of a coil type syphon. (Cat. No. SY14-S iron or SY14-B brass)

SPECIFICATIONS: CASE & WINDOW -Stainless Steel back flange with push-in Lexan window.
TUBE & SOCKET -Phosphor bronze. Brass socket and 1/4" male NPT lower connection. Soft soldered connection.
DIAL -White coated metal lithographed with black graduations lines and numerals, dual scale - psi & kPa.
MOVEMENT -All brass construction, precision gear and pinion.
POINTER - Slotted adjustable.
ACCURACY -1% ANSI-ASME B40.1 Grade 1A.

Series 4CTS



SPECIFICATIONS: CASE & WINDOW -Drawn stainless steel, with push-in Lexan window.
TUBE & SOCKET -Phosphor bronze. Brass socket and 1/4" male NPT lower connection. Soft soldered connection.
DIAL -White coated metal lithographed with black graduations lines and numerals, dual scale - psi & kPa.
MOVEMENT All brass construction, precision gear and pinion.
POINTER - Slotted adjustable.
ACCURACY -1% ANSI-ASME B40.1 Grade 1A.

Standard Graduations

PRESSURE (psi) - Series TL

Range	Figure interval	Minor graduation
0-15	1	0.5
0-30	5	0.5
0-60	5	1.0
0-100	10	2.0
0-160	20	5.0
0-200	20	5.0
0-300	30	10.0
0-400 [♦]	50	10.0
0-600 [♦]	50	10.0

COMPOUND

Range	Figure interval		Minor graduation	
	in Hg	psi	in Hg	psi
30"Hg-15psi [♦]	5	3	1	0.5
30"Hg-30psi [♦]	10	5	2	1
30"Hg-60psi [♦]	10	10	2	2
30"Hg-100psi [♦]	30	20	5	2

VACUUM

Range	Figure interval	Minor graduation
0-30"Hg	5"Hg	0.5"Hg

[♦] Ranges not available on Catalog No. TL15.

PRESSURE (psi) - Series 4CTA and 4CTS

Range ¹	Figure interval	Minor graduation
0-15	1	0.2
0-30	5	0.5
0-60	5	1.0
0-100	10	1.0
0-160	20	2.0
0-200	20	2.0
0-300	50	5.0
0-400	50	5.0
0-600	50	10.0

COMPOUND

Range	Figure interval		Minor graduation	
	in Hg	psi	in Hg	psi
30"Hg-15psi ²	10	5	1	0.5
30"Hg-30psi	10	5	1	1
30"Hg-60psi	10	10	2	2
30"Hg-100psi	15	10	5	2
30"Hg-150psi ²	30	20	2	2

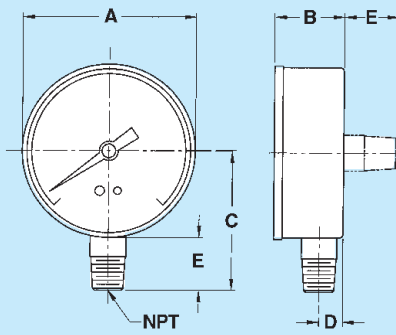
VACUUM

Range	Figure interval	Minor graduation
0-30"Hg	5"Hg	0.5"Hg

¹ All dial ranges available in dual scale - psi & kPa, psi & Kg/cm². Ranges 15psi thru 200psi available dual scale - psi & Ft H₂O.

² Ranges are not offered on 4CTA Gauges.

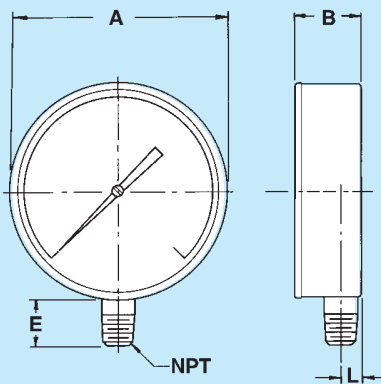
Series TL



LOWER AND CENTER BACK CONNECTION

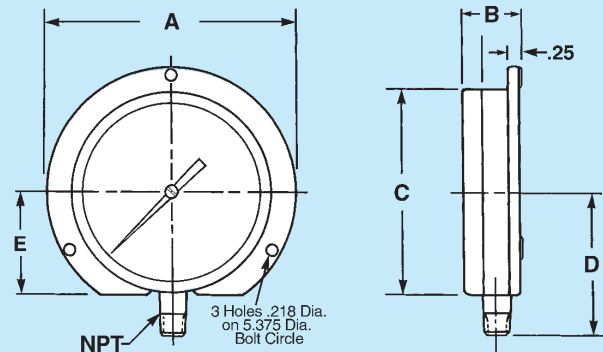
DIAL SIZE		A	B	C	D	E	NPT
1 1/2"	(IN.)	1.65	.91	1.47	.34	.64	1/8"
2"		2.03	1.11	1.80	.39	.80	1/8 or 1/4"
2 1/2"		2.47	1.19	2.06	.40	.82	1/8 or 1/4"
3 1/2"		3.69	1.24	2.65	.44	.81	1/8 or 1/4"
4 1/2"		4.45	1.40	3.30	.50	1.06	1/4"

Series 4CTS



SERIES		A	B	E	L	NPT
4CTS	INCH	4.62	1.12	1.062	.437	1/4"
	MM	117.3	28.4	26.9	11.09	

Series 4CTA



SERIES		A	B	C	D	E	NPT
4CTA	INCH	5.81	1.37	4.75	3.37	2.37	1/4"
	MM	147.5	34.9	120.6	85.7	60.3	